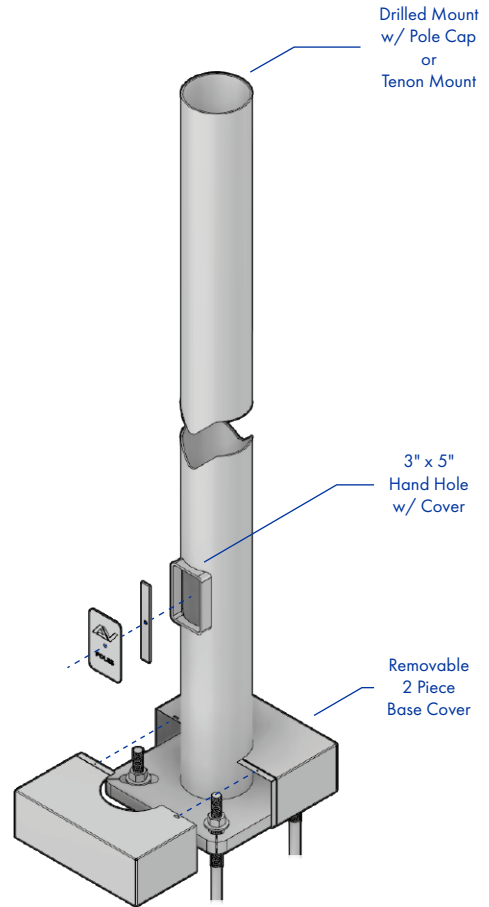
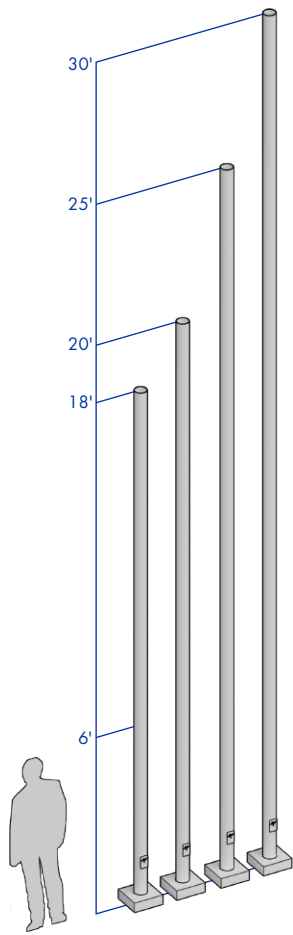


## 5" ROUND STRAIGHT STEEL (0.180 Heavy Wall)



**SHAFT:** Commercial-quality, hot-rolled, carbon steel tubing with a minimum yield strength of 46,000 PSI, conforms to ASTM A500 grade B.

**GROUNDING:** Provision; 3/8-16 Threaded stud welded to inner shaft wall opposite hand hole. Flat washer and hex nut provided.

**HARDWARE:** S304 stainless steel



**FINISH:** TGIC thermoset polyester powder coat finish is electrostatically applied at a 3.0 mil minimum thickness. A five stage metal pretreatment process and sealer provide maximum corrosion resistance. The powder top coat is baked in excess of 400 degrees for supreme endurance.

### POLE SCHEDULE

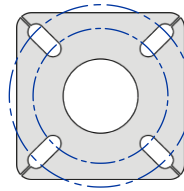
### E.P.A. DATA SCHEDULE

Calculations based on sustained wind forces plus additional 1.3 mph gust.

CATALOG NUMBER	POLE HEIGHT	SHAFT SIZE	WALL GAUGE	BOLT CIRCLE	ANCHOR BOLTS	MAX. FIXT. WT.	70 MPH	80 MPH	90 MPH	100 MPH
RSS-185-7	18'	Ø5"	7	11.5"	1" x 36" x 4"	325	44.1	32.3	16.5	12.6
RSS-205-7	20'	Ø5"	7	11.5"	1" x 36" x 4"	275	32.7	22.5	15.1	10.3
RSS-255-7	25'	Ø5"	7	11.5"	1" x 36" x 4"	250	19.9	13.4	10.9	8.2
RSS-305-7	30'	Ø5"	7	11.5"	1" x 36" x 4"	250	N/A	8.0	6.5	4.7

## ANCHOR PLATE

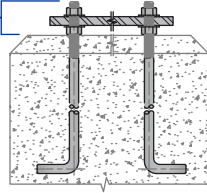
**ANCHOR PLATE:** Fabricated from hot-rolled carbon steel plate conforming to ASTM A36 meets or exceeds minimum yield strength of 36,000 PSI. All welds shall conform to AWS D1.1. Base plate and shaft are circumferentially welded top and bottom.



**STL-2 Template**  
11.50 X 11.50 X 1.00 Anchor Plate  
10.50-12.00" DIA. Bolt Circle

### Bolt Projection Above Grade

Minimum.....3.25"  
Maximum.....3.75"

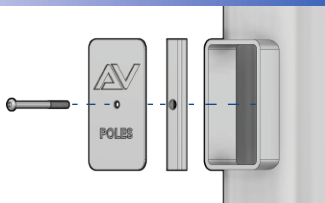
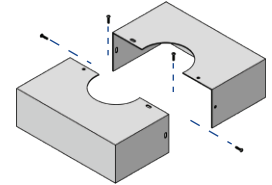
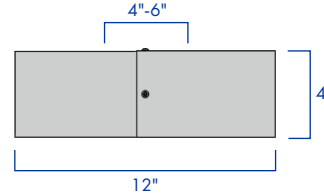


## ANCHOR BOLTS

**ANCHOR BOLTS:** Fabricated from hot-rolled carbon steel bar with minimum yield strength of 55,000 PSI. Bolts are fully galvanized and conform to ASTM-F1554 A55. Each bolt is furnished with two hex nuts and two flat washers.

## BASE COVER

**BASE BOLT COVER:** Two-piece standard full base cover is fabricated from heavy gauge quality carbon steel and pretreated with corrosion inhibitors. Provided with S304 stainless steel hardware. Round spun and cast aluminum base covers are available. (See ordering information)




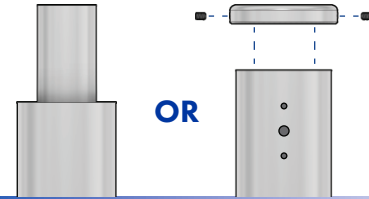
## HAND HOLE

**HAND HOLE:** Reinforced 3" x 5" hand hole is located 18" above base. Cover and attachment hardware provided.

## TENON OR DRILL MOUNT

**TENON MOUNT:** Available with 2.375" O.D. or 2.875" O.D. tenon

**DRILL MOUNT:** Removable top cap provided with drill-mount poles



## GFI RECEPTACLE

**GFI-METAL COVER:** 2 gang vertical GFI receptacle with NEC 2017 Section 406.9(B)(1) compliant metal cover.

**GFI-WEATHER PROOF IN-USE COVER:** 2 gang vertical GFI receptacle with In Use Non Metallic cULus listed cover.

## ORDERING INFORMATION

HEIGHT	SHAFT	SHAFT WALL	MOUNTING	GFI	BASE COVER	ACCESSORIES	FINISH
18'	5" Ø5" Round	0.180" 7 Gauge	PT23 Ø2.375" TENON	GFI with METAL COVER	BCSF STANDARD	BEB BANNER EYE BOLT	DBZ DARK BRONZE
20'			PT27 Ø2.875" TENON	GFI with WEATHER PROOF IN-USE COVER	BCRF-SA ADDER	CPLN THREADED COUPLING	BLK BLACK
25'			1@90 POLE DRILLING		BCRF-CA ADDER	BA BANNER ARMS	WHT WHITE
30'			2@90 POLE DRILLING			BH BASKET HOLDERS	GRY GREY
			2@180 POLE DRILLING			FH FLAG HOLDERS	GRN GREEN
			3@90 POLE DRILLING				GALV GALVANIZED
			3@120 POLE DRILLING				
			4@90 POLE DRILLING				
CONTACT FACTORY FOR HEIGHT OPTIONS			CONTACT FACTORY FOR DRILLING OPTIONS		CONTACT FACTORY FOR DETAILS		CONTACT FACTORY FOR DETAILS
							ALL RAL COLORS AVAILABLE